



COLOUR WHEEL


1. Cut out the colour cards below around the solid line.
2. Colour in each square using one of either the primary, secondary or tertiary colours.
3. Assemble the colours into a wheel, starting with any colour you like.




PRIMARY




PRIMARY




PRIMARY




SECONDARY




SECONDARY




SECONDARY




TERTIARY




TERTIARY




TERTIARY



TERTIARY



TERTIARY



TERTIARY

